ＩＫ-５５－３キーボード寸法図

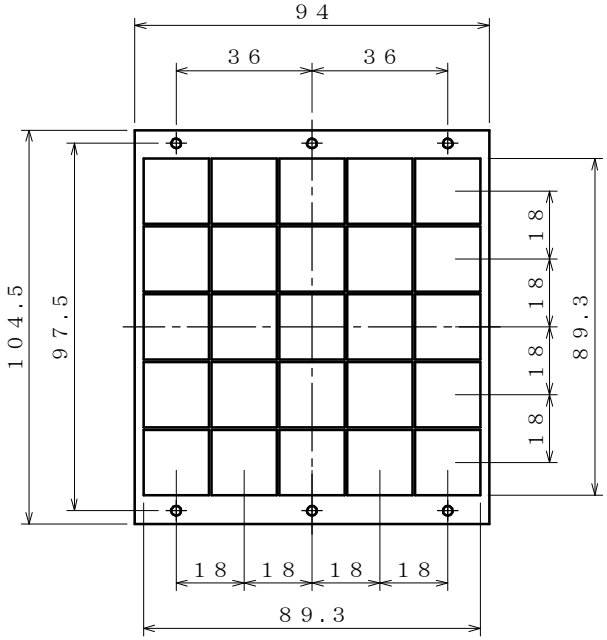

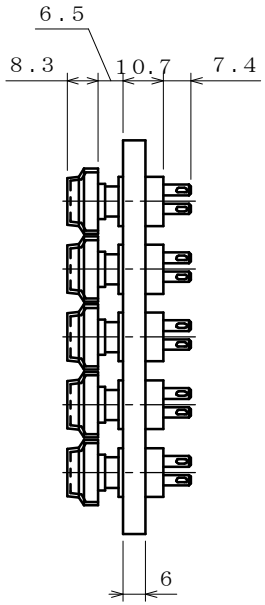

スイッチ（ＭＭ９－３）寸法図・仕様

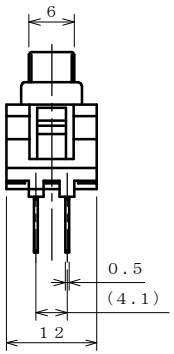

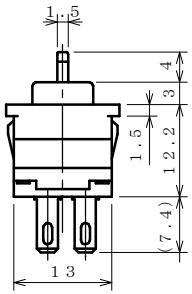

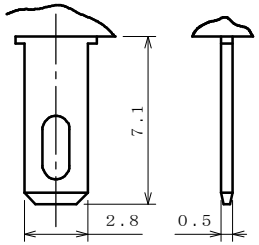

接触端子部詳細図

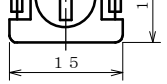

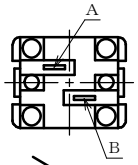

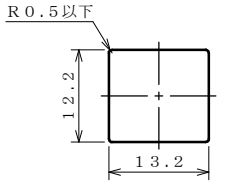

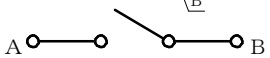

スイッチ回路図

取付プレート板厚ｔ＝1.2

スイッチ取付穴加工図

使用温度範囲	Temperature range	－10°～＋55°
最大定格	Max. rating	DC24V. 50mA
作動力	Operating force	100±30g
ストローク	Moving travel	2.5±0.3mm
接触抵抗	Contact resistance	Less than 100mΩ
バウンス	Bounce	Less than 10mSec
耐久性能	Operation Life	2.000.000times(DC12V. 5mA Load resistance #Contact resistance :Less than 500mΩ #Bounce :Less than 10mSec

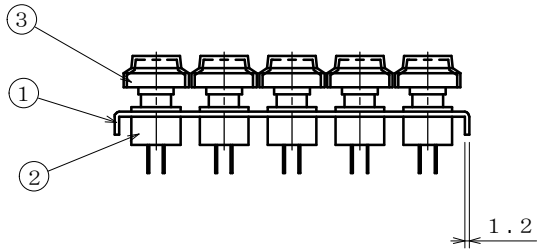

キートップ(ＴＣ)寸法図

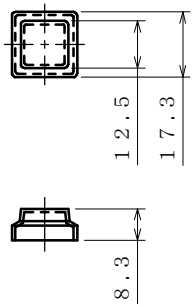

部番	名称	材質	処理	数量	備考
3	キートップ				
2	キースイッチ				
1	ハウジングパネル				尺度

年月日

品番	ＩＫ－５５－３	図番		承認	検図	作図
ジェイダブルシステム					和知	